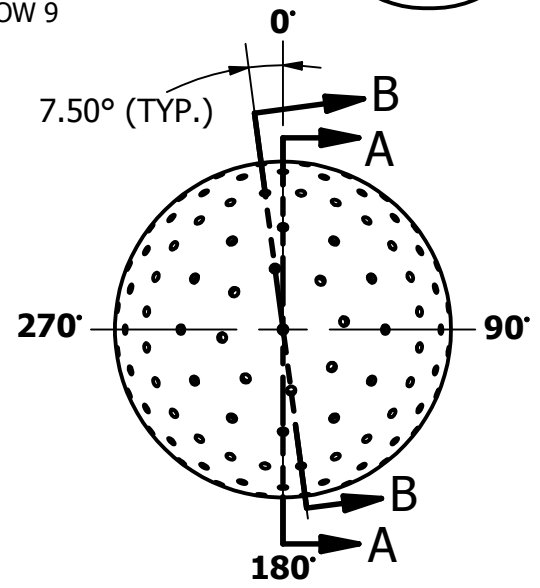
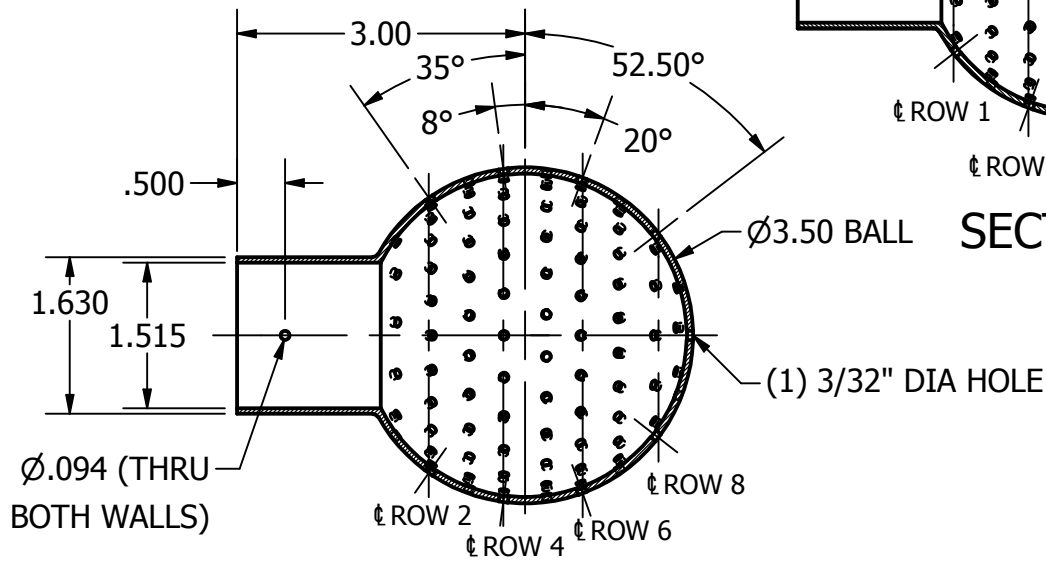
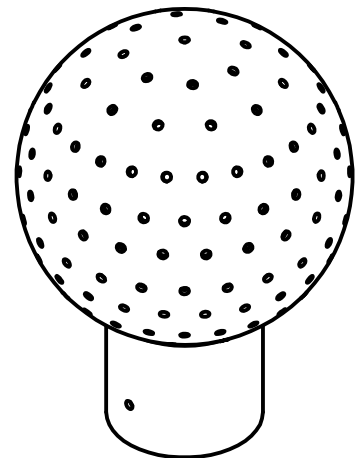
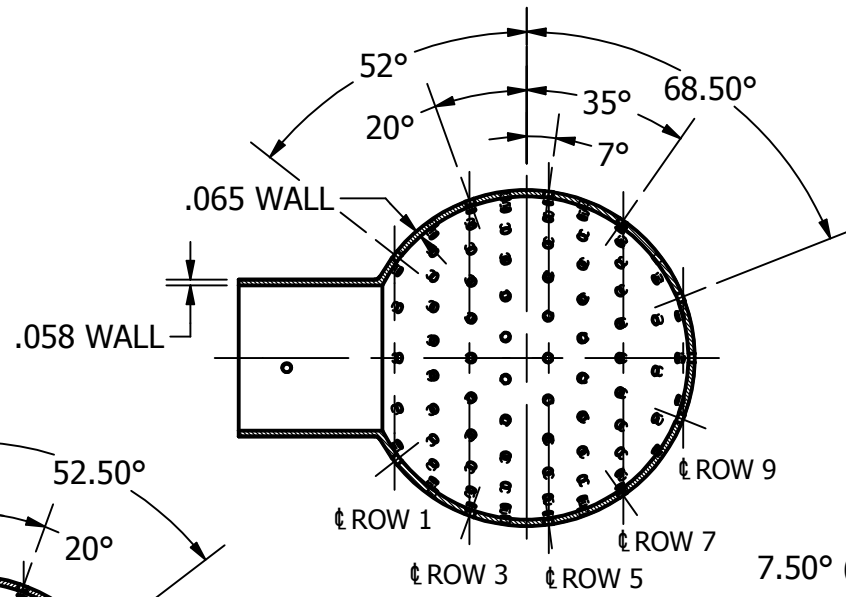


ROW	NUM. OF HOLES
1	12
2	24
3	24
4	24
5	24
6	24
7	24
8	12
9	8



SECTION A-A

SECTION B-B

NOTES:

1. (176) 3/32" DIA. HOLES TOTAL, HOLES IN ROWS ARE EQUALLY SPACED.
2. REMOVE BURRS FROM ID/OD, MIRROR FINISH ON OD
3. MARKINGS TO BE ECHED, LEAVING A SMOOTH SURFACE.



CLIP REQUIRED WITH EACH SPRAY BALL

TOLERANCES

DECIMALS:
 .XX ±.015
 .XXX ±.005
 .XXXX ±.0005
 ANGLES: 1/2°

DRAWN
 R. Canell
 8/22/2015

<ALL EDGES AND
 FILLETS .015 R
 UNLESS OTHERWISE
 SPECIFIED
 <REFER TO DOC# QS121
 FOR GENERAL
 TOLERANCES

Steel & O'Brien Mfg. Inc.

TITLE
 1 1/2" SLIP ON x 3 1/2" SPRAY BALL WITH TYPE "A"
 PATTERN

DWG NO: **SBSA-15X35**

SCALE: 1 : 2

REV
 2

SHEET 1 OF 1

REVISION HISTORY			
REV	DESCRIPTION	DATE	BY
1	ADDED HOLE PATTERN DETAIL	12/6/16	KL
2	ADDED MARKINGS/FINISH NOTES	12/20/16	KL